



Lebanon's 7 June Elections: The Results

Richard Chambers
IFES Country Director, Lebanon
9 June 2009

Based on the official results data issued by the Ministry of Interior and Municipalities on 8 June 2009, available in Arabic (official) and English on www.elections.gov.lb



Mapping the Lebanese Elections Results

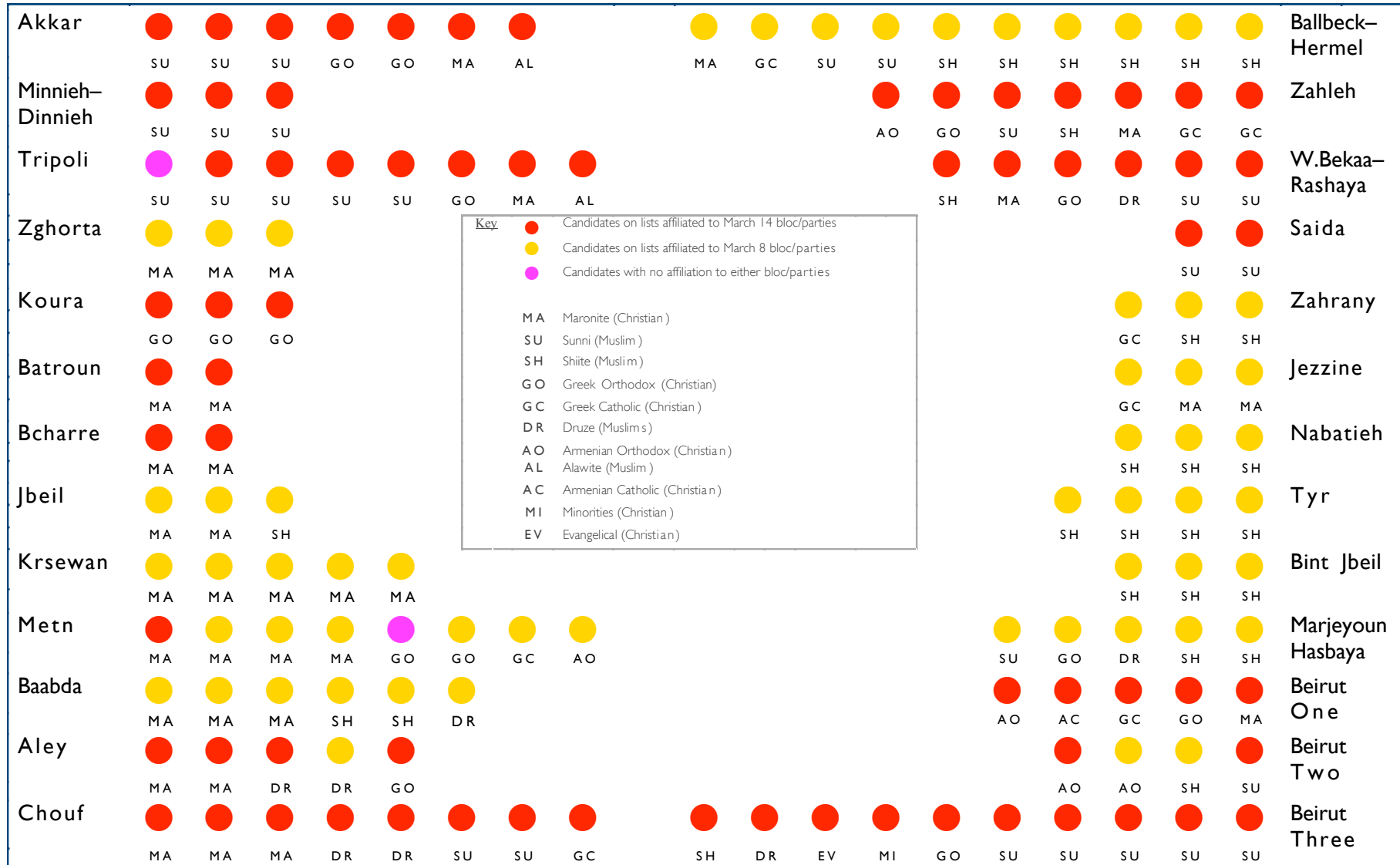
The Results by District: 2009 and 2005

	Seats	2009 Results		2005 Results		Gains
		M14	M8	M14	M8	
Akkar	7	7	0	7	0	
Minnieh-Dinnieh	3	3	0	3	0	
Tripoli	8	8	0	8	0	
Zghorta	3	0	3	3	0	Gain 3
Koura	3	3	0	3	0	
Bcharre	2	2	0	2	0	
Batroun	2	2	0	2	0	
Beirut 1	5	5	0	18	1	Gain 1
Beirut 2	4	2	2			
Beirut 3	10	10	0			
Keserwan	5	0	5	0	5	
Jbeil	3	0	3	0	3	
Metn	8	2	6	1	7	Gain 1
Baabda	6	0	6	5	1	Gain 5
Aley	5	4	1	5	0	Gain 1
Chouf	8	8	0	8	0	
Baalbeck-Hermel	10	0	10	0	10	
Zahle	7	7	0	1	6	Gain 6
West Bekka-Rasbaya	6	6	0	5	1	Gain 1
Saida	2	2	0	1	1	Gain 1
Zahrany	3	0	3	0	3	
Nabatieh	3	0	3	0	3	
Jezzine	3	0	3	0	3	
Tyr	4	0	4	0	4	
Marjeyoun-Hasbaya	5	0	5	0	5	
Bint Jbeil	3	0	3	0	3	
	128	71	57	72	56	Gain 9 Gain 10

















Mapping the Lebanese Elections Results

The 'Block Vote' in Practice



Mapping the Lebanese Elections Results

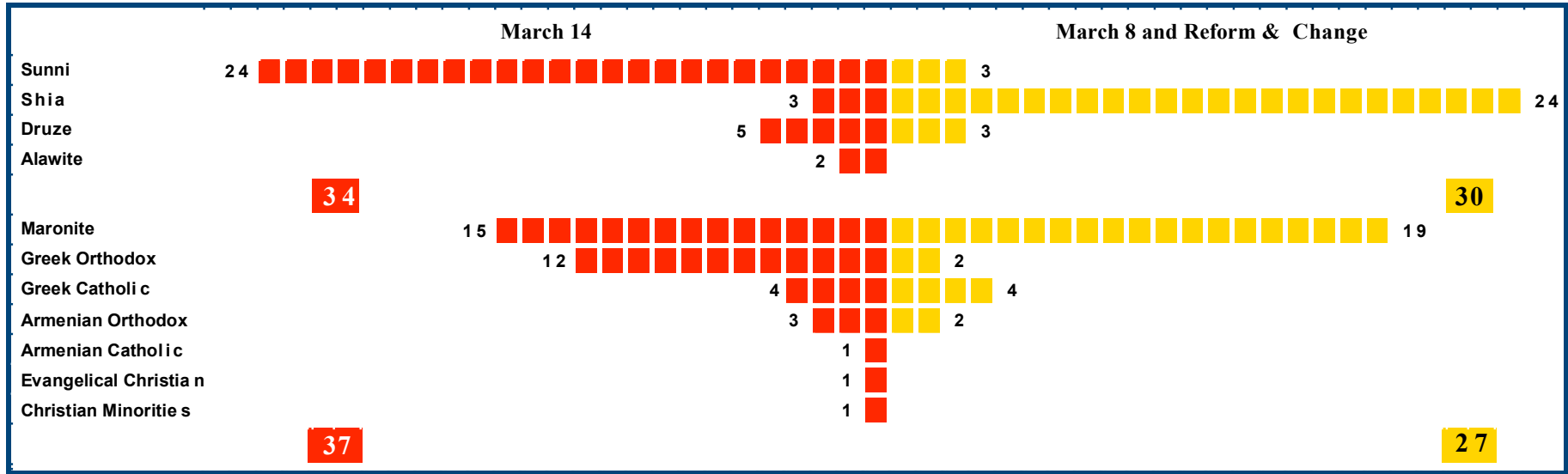
The Parties in Parliament

March 14 		March 8 & Reform and Change 	
Future Movement 24 Deputies 		Amal Movement 12 Deputies 	
Lebanese Forces 5 Deputies 		Free Patriotic Movement 10 Deputies 	
Kateab 5 Deputies 		Hezbollah 10 Deputies 	
Progressive Socialists 4 Deputies 		Tashnags 2 Deputies 	Marada 1 Deputy 
Democratic Left 1 Deputy 		SSNP 2 Deputies 	Islamic Action 1 Deputy
Ramgavar 1 Deputy	Jamaa 1 Deputy	LDP 1 Deputy 	Baathists 2 Deputies
M14-Affiliated Independents 30 Deputies		16 Deputies	M8-Affiliated Independents

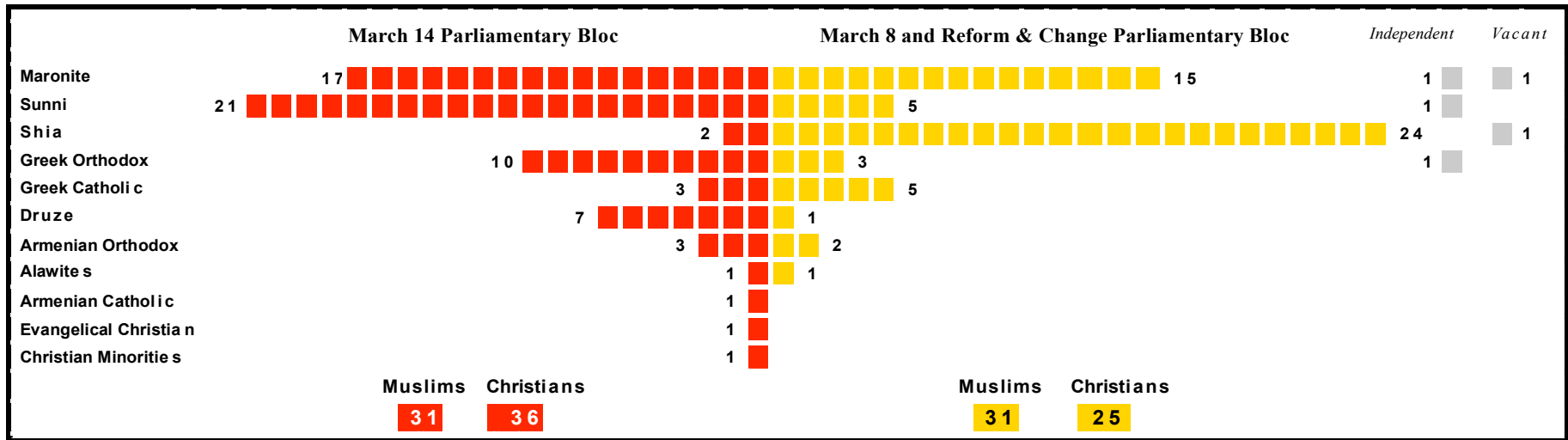


The 7 June Elections

The Confessional Politics of the current Parliament



Previous Parliament





The 7 June Elections Akkar - Minnieh Dinnieh - Bcharre

Akkar			120,600	53%
Khaled Zahraman	Su	FM	73,954	61%
Khaled Daher	Su	FM	72,658	60%
Mouin Al-Merhebi	Su	FM	71,596	59%
Nidal Tohmeh	GO	FM	78,437	65%
Riad Rahal	GO	FM	78,685	65%
Khodor Habib	Al	FM	76,679	64%
Hadi Hobeish	Ma	FM	78,450	65%
Minnieh-Dinnieh			54,916	56%
Ahmad Fattat	Su	FM	37,667	69%
Qassem Abdul-Aziz	Su	Ind M14	39,491	72%
Hashem Alameddine	Su	FM	36,159	66%
Jihad Samad	Su		16,136	29%
Bcharre			17183	37%
Elie Keyrouz (LF)	Ma	LF	13,066	76%
Sethrida Tawk (LF)	Ma	LF	12,751	74%
Gebran Tawk			4,089	24%



The 7 June Elections Tripoli - Zghorta - Koura - Batroun

Tripoli			88,267	45%
Mohammad Al Safadi	Su	Ind M14	66,539	75%
Mohammad Najib Mikati	Su	No Affiliation	65,076	74%
Ahmad Karamah	Su	Ind M14	42,987	49%
Mohammad Kabbarah	Su	Ind M14	55,511	63%
Samir Al-Jisr (FM)	Su	FM	54,259	61%
Bader Wannous (FM)	Al	FM	55,415	63%
Robert Fadel	GO	Ind M14	55,884	63%
Samer Saadeh (<i>Kataëb</i>)	Ma	Kataeb	49,861	56%
Omar Karami	SU		30,313	34%
Jean Obeid	Ma		31,973	36%
Zghorta			34,399	48%
Sleiman Frangieh	Ma	Marada	19,227	56%
Estephen Doueihy	Ma	Ind M8	17,784	52%
Salim Beik Karam	Ma	Ind M8	17,173	50%
Michel Mouawad	Ma		16,251	47%
Koura			27,417	47%
Farid Mekarri (FM)	GO	FM	14,952	55%
Farid Habib (LF)	GO	LF	13,809	50%
Nicola Ghosn	GO	Ind M14	13,662	50%
Fayez Ghosn (<i>Marada</i>)	GO		12,201	45%
Georges Attallah (<i>FPM</i>)	GO		12,154	44%
Batroun			32,914	56%
Boutros Harb (Independent)	Ma	Ind M14	17,733	54%
Antoine Zahra (LF)	Ma	LF	17,541	53%
Gibran Bassil			14,267	43%



The 7 June Elections Jbeil - Kerswan

Jbeil			49,128	65%
Walid Khoury	Ma	Ind M8	28,852	59%
Abbas Hashem (FPM)	Sh	FPM	28,598	58%
Simon Abi Ramia (FPM)	Ma	FPM	28,332	58%
Fares Soueid	Ma		20,698	42%
Mustapha Hussein	Sh		20,437	42%
Nazem El Khoury	Ma		19,960	41%
Kerswan			60,336	67%
Michel Aoun (FPM)	Ma	FPM	31,861	53%
Farid El-Khazen	Ma	Ind M8	31,387	52%
Youssef Khalil	Ma	Ind M8	31,313	52%
Nemetallah Abi Naser	Ma	Ind M8	30,989	51%
Gilberte Zouwein	Ma	Ind M8	30,444	51%
Mansour Al Bon	Ma		29,111	48%
Farid Haykal Khazen	Ma		28,494	47%



The 7 June Elections Metn

Metn			96,748	56%
Ibrahim Kenaan (<i>FPM</i>)	Ma	FPM	49,147	51%
Nabil Nicola (<i>FPM</i>)	Ma	FPM	47,844	49%
Salim Salhab	Ma	Ind M8	48,673	50%
Sami Al Gemayel (<i>Kataëb</i>)	Ma	Kataeb	47,688	49%
Ghassan Moukhaiber	GO	Ind M8	46,874	48%
Hagop Pakradounian	AO	Tashnak	UNCONTESTED	
Edgard Maalouf (<i>FPM</i>)	GC	FPM	48,577	50%
Michel El-Murr	GO	No Affiliation	48,953	51%
Ghassan Al-Rahbani (<i>FPM</i>)	GO		46,204	48%
Emile Kenaan	Ma		44,602	46%
Eddy Abi Lamaa (<i>LF</i>)	Ma		44,423	46%
Sarkis Sarkis	Ma		45,252	47%
Elias Moukhaiber	GO		44,297	46%
Ghassan Al-Ashkar (<i>SSNP</i>)	Ma		45,759	47%
Elias Karamah (<i>Kataëb</i>)	GC		44,543	46%

The 7 June Elections Baabda - Aley - Chouf

Baabda			84,546	55%
Alain Aoun (<i>FPM</i>)	Ma	FPM	45,055	53%
Hekmat Dib (<i>FPM</i>)	Ma	FPM	45,386	54%
Naji Gharious (<i>FPM</i>)	Ma	FPM	44,735	53%
Ali Ammar (<i>Hezb</i>)	Sh	Hez	44,995	53%
Bilal Farhat (<i>Hezb</i>)	Sh	Hez	44,181	52%
Fadi Al Aawar	Dr	Ind M8	45,718	54%
Edmond Gharious	Ma		37,108	44%
Elias Abou Assi (<i>NLP</i>)	Ma		35,742	42%
Salah Honein	Ma		36,548	43%
Bassem As Sabeh (<i>FM</i>)	Sh		37,420	44%
Salah Al Harake	Sh		35,561	42%
Ayman Shoukair (<i>PSP</i>)	Dr		36,287	43%
Aley			59,779	51%
Akram Shehaib (<i>PSP</i>)	Dr	PSP	36,138	60%
Henri Helou	Ma	Ind M14	35,322	59%
Fouad Al Saad	Ma	Ind M14	35,126	59%
Fadi Al Haber (<i>Kataëb</i>)	GO	Kataeb	33,884	57%
Talal Erselan (<i>LDP</i>)	Dr	LDP	23,501	39%
Chouf			91,642	50%
Dory Chamoun (<i>NLP</i>)	Ma	NLP	61,936	68%
Elie Aoun	Ma	Ind M14	60,483	66%
Georges Adwan (<i>LF</i>)	Ma	LF	58,502	64%
Marwan Hamede	Dr	Ind M14	61,557	67%
Walid Jumblatt (<i>PSP</i>)	Dr	PSP	62,450	68%
Alaa Terro	Su	Ind M14	62,045	68%
Mohammad Al Hajjar (<i>FM</i>)	Su	FM	62,072	68%
Nehmeh Tohmeh	GC	Ind M14	62,578	68%



The 7 June Elections Baalbeck Hermel - Zahleh

Baalbeck-Hermel			126,038	49%
Ali Mohammad Al Moqdad (<i>Hezb</i>)	Sh	Hezb	108,455	86%
Assem Kanso (<i>Baath</i>)	Sh	Baath	102,452	81%
Ghazi Zaiter (<i>Amal</i>)	Sh	Amal	107,212	85%
Hussein Al-Mousawi (<i>Hezb</i>)	Sh	Hezb	104,707	83%
Hussein Al Hajj Hassan (<i>Hezb</i>)	Sh	Hezb	108,062	86%
Nawwar Al-Sahily (<i>Hezb</i>)	Sh	Hezb	108,266	86%
Kamel Rifai (<i>IslmActFrnt</i>)	Su	IAF	108,678	86%
Walid Sukarieh (<i>IslmActFrnt</i>)	Su	IAF	108,222	86%
Marwan Fares (<i>SSNP</i>)	GC	SSNP	107,974	86%
Emile Rahme	Ma	Ind M8	109,060	87%
Zahleh				56%
Nicola Fattoush	GC	Ind M14	47,709	
Toni Abou Khater	GC	Ind M14	48,019	
Shant Janjanian	AO	Ind M14	48,527	
Joseph Al Maalouf	GO	Ind M14	48,288	
Elie Marouni (<i>Kataëb</i>)	Ma	Kataeb	49,328	
Okab Saker	Sh	Ind M14	49,238	
Aassem Arraji	Su	Ind M14	48,464	
Elias Al Skaff	GC		42,975	
Fouad Al Turk	GC		40,459	
Georges Qassarji (<i>Tashnak</i>)	AO		41,512	
Camil Al Maalouf	GO		41,643	
Salim Aoun (<i>FPM</i>)	Ma		41,064	
Hassan Yaacoub	Sh		40,463	
Rida Al Mays	Su		40,046	



The 7 June Elections West Bekaa - Rasbaya

West Bekka Rasbaya			65,237	53%
Jamal Jarrah (<i>FM</i>)	Su	FM	34,886	53%
Ziad Al Kadri (<i>FM</i>)	Su	FM	33,389	51%
Wael Abou Faour (<i>PSP</i>)	Dr	PSP	35,053	54%
Antoine Saad	GO	Ind M14	33,718	52%
Robert Ghanem	Ma	Ind M14	35,329	54%
Amin Wehbe (<i>DLM</i>)	Sh	DLM	34,424	53%
Abdul Rahim Mrad	Su	Ind M8	29,095	45%
Mohammad Al Qaraawi	Su	Ind M8	27,538	42%
Faisal Daoud	Dr	Ind M8	28,026	43%
Elie Ferzli	GO	Ind M8	29,344	45%
Henri Chdeid	Ma	Ind M8	27,415	42%
Nasser Nasrallah (<i>Amal</i>)	Sh	Amal	25,457	39%



The 7 June Elections Beirut

Beirut One			37,284	40%
Serge Torsarkissian	AC	RAM	19,281	52%
Jean Oghassabian	AO	Ind M14	19,317	52%
Michel Pharaon	GC	FM	19,742	53%
Nayla Tuéni	GO	Ind M14	19,985	54%
Nadim Gemayel	Ma	Kataeb	19,340	52%
Grégoir Kaloost (<i>Tachnak</i>)	AC		16,817	45%
Freij Sabounjian (<i>Tachnak</i>)	AO		16,778	45%
Noula Sehnaoui (<i>FPM</i>)	GC		16,730	45%
Issam Abou Jamra (<i>FPM</i>)	GO		16,421	44%
Massoud Al Ashkar	Ma		17,209	46%
Beirut Two			27,787	27%
Siboh Kalbakian	AO	Ind M14	UNCONTESTED	
Arthur Nazarian (<i>Tashnak</i>)	AO	Tashnak	UNCONTESTED	
Hani Kobeissi (<i>Amal</i>)	Sh	Amal	15,126	54%
Nouhad Al Mashnouq (<i>FM</i>)	Su	FM	16,583	60%
Beirut Three			103,243	40%
Saad Eddine Hariri (<i>FM</i>)	Su	FM	78,382	76%
Tammam Salam	Su	Ind M14	76,925	75%
Ammar Hourri (<i>FM</i>)	Su	FM	76,201	74%
Imad Al-Hout (<i>Jamaa</i>)	Su	Jamaa	75,954	74%
Mohammad Qabbani (<i>FM</i>)	Su	FM	76,448	74%
Nabil de Freij (<i>FM</i>)	Mi	FM	76,341	74%
Ghazi Al Aridi (<i>PSP</i>)	Dr	PSP	76,792	74%
Bassem El Shabb (<i>FM</i>)	Ev	FM	76,510	74%
Atef Majdalani (<i>FM</i>)	GO	FM	76,133	74%
Ghazi Youssef (<i>FM</i>)	Sh	FM	76,410	74%



The 7 June Elections Saida - Jezzine - Zahrany - Nabetieh

Saida			36624	1
Bahia Hariri (<i>FM</i>)	Su	FM	25,460	70%
Fouad Al Siniora (<i>FM</i>)	Su	FM	23,041	63%
Ossama Saad			13,512	37%
Jezzine			29,225	53%
Ziad Aswad (<i>FPM</i>)	Ma	FPM	15,648	54%
Issam Sawaya	GC	Ind M8	14,914	51%
Michel Helou	Ma	Ind M8	13,285	45%
Azzar	Ma		10,792	37%
Haddad	GC		6,498	22%
Zahrany			50,217	54%
Nabih Berri	Sh	Amal	45,315	90%
Ali Ousseiran (<i>Amal</i>)	Sh	Amal	43,746	87%
Michel Moussa	GC	Ind M8	43,648	87%
Riad Al Assaad	Sh		3,574	7%
Nabetieh			TBC	
Adul Latif Azzein (<i>Amal</i>)	Sh	Amal	55,250	
Mohammad Raad (<i>Hizbollah</i>)	Sh	Hez	62,720	
Yassine Jaber	Sh	Ind M8	60,068	



The 7 June Elections Marjeyoun Hasbaya - Tyr - Bint Jbeil

Marjeyoun-Hasbaya			64,975	46%
Ali Hassan Khalil (<i>Amal</i>)	SH	Amal	48,064	74%
Ali Fayyad (<i>Hizbollah</i>)	SH	Hez	46,674	72%
Anwar Al Khalil	DR	Ind M8	50,837	78%
Assaad Hardan (<i>SSNP</i>)	GO	SSNP	46,690	72%
Qassem Hashem (<i>Baath</i>)	SU	Baath	46,460	72%
Mounif Al Khatib	SU		13,418	21%
Adnan Aboud	SH		11,327	17%
Ahmad Al Assad	SH	LOG	10,694	16%
Tyr			74941	48%
Abdul Majid Saleh (<i>Amal</i>)	Sh	Amal	69,362	93%
Mohammad Fneish (<i>Hizbollah</i>)	Sh	Hez	69,059	92%
Nawaf Al Mousawi (<i>Hizbollah</i>)	Sh	Hez	68,991	92%
Ali Khreis (<i>Amal</i>)	Sh	Amal	67,754	90%
Al Sayad Safied	Sh		2,322	3%
Bint Jbeil			52,899	42%
Ayyoub Hmayyed (<i>Amal</i>)	Sh	Amal	49,852	94%
Ali Bazzi (<i>Amal</i>)	Sh	Amal	49,220	93%
Hassan Fadlallah (<i>Hizbollah</i>)	Sh	Hez	48,775	92%
Ali Mhanna			616	1%



Lebanon's 7 June Elections

IFES Lebanon
Samarra Building, Rue Emile Eddé, Hamra, Beirut
Email: lebanon@ifes.org
Tel/Fax: +961 1 739 307

Richard Chambers, Country Director, IFES-Lebanon
RChambers@ifes.org, +961 3 649 133

Chantal Sarkis – Hanna, Program Manager, IFES-Lebanon
CSarkis@ifes.org, +961 3 034 460

Laura Osio, Press Officer, IFES
LOsio@ifes.org, +1 202 550 9634

*This project is supported by grants to IFES from the
US State Department Bureau of Democracy, Human Rights & Labor
and the British Embassy in Beirut.*